


1 THERMAL INSULATION

SANDWICH PANEL



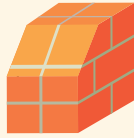
Lakeland sandwich panels are 40mm thick.

THERMAL INSULATION OF LAKELAND DOORS PANEL CORRESPONDS TO THE FOLLOWING MATERIALS

40 mm = 550 mm



Series Trend



Wall made from bricks

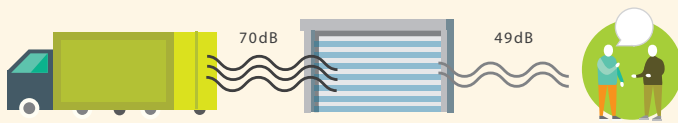
THERMAL TRANSMITTANCE OF LAKELAND SECTIONAL DOORS

Trend Series $U = 1,35 \text{ W}/(\text{m}^2\text{K})$

based on tests conducted at the Rosenheim Institute



2 SOUND INSULATION



3 RELIABLE COATING

RESISTANCE TO CORROSION



Zinc coating 16 microns thick and double layer polyurethane coating (25-35 microns) on the panel outer surface which is modified with polyamide particles (PUR-PA) which protects the sandwich panels from scratches and abrasions caused by mechanical action and the effects of rain and coastal conditions.

Door panels and components have been confirmed in tests as being suitable for use in coastal conditions for up to 15 years.

4 COMFORT

AUTOMATIC

DURABILITY

25 000

open/close cycles




which is equal to

17 YEARS

of operation with 4 open/close cycles per day



Doors open in around **15 seconds**



IT IS KNOWN

The number of rainy days in Britain is 195.

INTERNAL GARAGE DOORS

VANTAGES



5 RESISTANCE TO WIND LOADS


Doors withstand wind speed up to 120 km/h



6 EXCELLENT DESIGN

DIFFERENT PANEL PATTERNS

To suit all decorative styles




S
ribbed panel



M
ribbed panel



L
ribbed panel

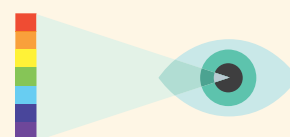


Georgian
panel

COLOUR RANGE

14 standard colours

Can be finished
in all RAL colours (232 colours)



Wood finish colours



Dark oak



Golden oak



Rosewood

Learn more about
different types of
panels and colours



PROTECTION

OPERATION



Operate your door
without leaving the car



Thus you will get wet
195 times less.

VERTICAL OPENING



Saving space in front
of the garage



Don't have to clear snow
in front of the garage

7 SAFETY

Correspond to European standards
EN 12604 and EN 12453

PROTECTION AGAINST DOOR LEAF FALLING

1 m² of door leaf weighs approximately 15 kg.
Weight of medium size door of Trend Series
(7 m²) — is more than 100 kg.

The door leaf is safely balanced with springs
that do not move independently.
A special device protects against spring
break and the door leaf falling.



DOOR STOPS IF IT MEETS AN OBSTRUCTION



PROTECTING AGAINST FINGER TRAPPING



Sandwich panel design protects
against finger trapping